

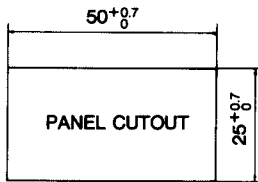
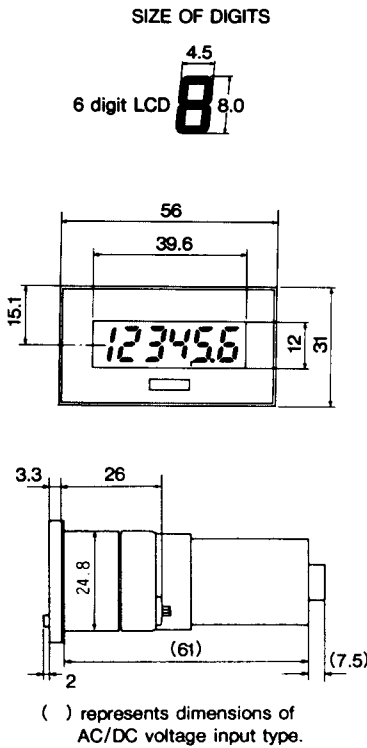
DIMENSIONS
INCHES
MILLIMETERS



Series 5705/7

Elapsed Time Indicators with LCD Display

TIMERS



*To obtain inches, multiply by 0.03937
*Specifications are subject to change without notice



Containing an internal lithium battery, these elapsed time indicators need no external power source. The large LCD display and small size allows excellent read out in virtually any location. The series 5705 provides indication up to 99,999.9 hours for maintenance cycles. The series 5707 times with 1/10th of second resolution for testing and maintenance applications.

PRODUCT HIGHLIGHTS

HOURLMETER

The Series 5705 Hourmeter provides runtime indication up to 99,999.9 hours. It also features a ★ which flashes every second when the hourmeter is accumulating time.

SECONDMETER

The Series 5707 Secondmeter times in 0.1 sec. increments up to a total of 99,999.9 seconds.

POWER

These Elapsed Time Indicators contain a 3V lithium battery with a 10 year life. There is no need for external power.

INPUT

The Series 5705 and 5707 can accept inputs from dry contacts, open collectors, logic pulses, and AC/DC voltage sources (6-250V).

RESET

Reset of the elapsed time can be made by remote wiring or by an integral front panel push-button. The front panel push-button is an optional feature.

HOUSING

The housing for these indicators measures a compact 25 x 50mm. The display features 6 large LCD digits.

SPECIFICATIONS

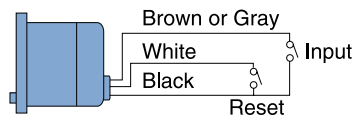
Display	LCD (Zero-Suppression System)	Remote Reset Current	100µA max.
Size of Digits	8.0mm (H) x 4.5mm (W)	Remote Reset Pulse Width	100ms min.
Number of Digits	6	Operating Temperature	14 to 122°F. (-10 to 50° C)
Min. Display Unit	0.1 hour-Hourmeter, 0.1 sec.- Secondmeter	Operating Humidity	45-85% (non-condensing)
Power Supply	Self contained 3V lithium battery; lifetime 10 years	Lead Wires (Switch Input)	Length 300mm ± 10mm (AWG 26, UL1007); Input (Brown or Gray), Reset (White), GND (BLACK)
Time Measurement	Additive	Terminals (AC/DC Voltage Input)	Input (Terminals 3 and 4) Reset (Terminals 1 and 2)
Input	Switch/Open Collector/Logic Pulse ("L" 0-1V, "H" 3-30V, times at "L"), AC/DC Voltage 6-250V	Weight	1.4 oz. (38g) approx.
Reset Method	Front reset and remote reset, or remote reset only.	Front Panel	Dustproof, splashproof
Remote Reset	Switch/Open Collector/Logic Pulse ("L" 0-1V, "H" 3-30V, resets at "L")		

ORDERING CODES

Model Number	Type	Inputs	Reset
5705A600XX	Hourmeter	Switch, Open Collector, Logic Pulse	Remote
5705A610XX	Hourmeter	Switch, Open Collector, Logic Pulse	Front Panel, Remote
5705A601XX	Hourmeter	AC/DC Voltage	Remote
5705A611XX	Hourmeter	AC/DC Voltage	Front Panel, Remote
5707A600XX	Secondmeter	Switch, Open Collector, Logic Pulse	Remote
5707A610XX	Secondmeter	Switch, Open Collector, Logic Pulse	Front Panel, Remote
5707A601XX	Secondmeter	AC/DC Voltage	Remote
5707A611XX	Secondmeter	AC/DC Voltage	Front Panel, Remote
Accessory		Description	
5706-755-01-00		Retrofit Plate for 5702B	

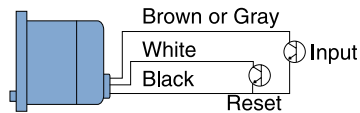
WIRING

Contact Input



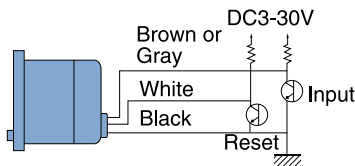
CONTACT INPUT: To get unit to count, connect Input Lead (Brown or Gray) to GND (Black) through relay, micro-switch, reed switch, etc. To reset unit, connect Reset Lead (White) to GND (Black) through relay, micro-switch, reed switch, etc.

Open Collector input



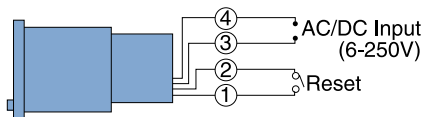
OPEN COLLECTOR INPUT: If NPN Open Collector is used, to get unit to operate connect both Count Input Lead (Brown or Gray) and Reset Lead (White) to GND (Black)

Logic Pulse input



LOGIC PULSE INPUT: If Logic Pulse is being input through NPN Open Collector, wire as shown at left. Operation and reset functions are performed at "L"=0-1V and "H"=3-30V.

AC/DC voltage input



AC/DC VOLTAGE INPUT: In case of AC/DC Voltage Input apply AC/DC 6-250V to Input Terminals ③ and ④. To reset unit connect Terminal ① to Terminal ② through switch, etc.

Before starting your design, read the safety statement on the inside back cover of the ATC catalog.